



CLASSROOM PROCEDURES

that will

Save Your Sanity

Manual

Class-Response Sayings

Teacher	Class
Class?...	...Yes?
All set?...	...you bet!
Hocus pocus...	...everybody focus.
Macaroni and cheese...	...everybody freeze!
To infinity...	...and beyond!
Hear ye, hear ye...	...all eyes now on thee.
Na na na na, na na na na...	...hey, hey, hey, goodbye.

While You Were Absent

Class:

Monday _____ (list date)

What we did in class:

Homework:

Tuesday _____ (list date)

What we did in class:

Homework:

Wednesday _____ (list date)

What we did in class:

Homework:

Thursday _____ (list date)

What we did in class:

Homework:

Friday _____ (list date)

What we did in class:

Homework:

*Class secretary: please list all activities, including notes, activities, tests, and quizzes. Please put a * by any tests or quizzes.

Name: _____ Date: _____

Missing Work

Please fill out and turn in this form each time you are missing your assignment.

1. Please explain why you do not have the assignment completed. (The goal is not to come up with an excuse but to identify for yourself and your teacher the reason(s) you did not complete the assignment.)

2. Decide when and how you will complete the assignment. Record your plan here:

I will do my best to have this assignment turned in by _____.

Signature _____

Missing Work List English 8

Late work:

Allie – nouns worksheet

George – nouns worksheet

Christopher – compare/contrast prewriting

Brad - compare/contrast prewriting

Rylie - compare/contrast prewriting

Kyla – p. 85

Veronica – p. 92

Grant – p. 92

Allie – p. 92

Absent work:

Titus – p. 92 (due 9/15)

Elizabeth – p. 92 (due 9/16)

Compare & Contrast Grading Form (Holistic)

Areas circled below are areas that need improvements. Check marks or 😊 indicate areas that were well done.

Basic Structure

_____ Contains four paragraphs that follow the correct essay structure.

1st paragraph (Intro):

_____ Starts by getting attention

_____ Ends with strong thesis

_____ Has at least three sentences

2nd & 3rd paragraphs:

_____ Arranged either subject-by-subject (one subject per paragraph) or point-by-point (similarities in one paragraph, differences in the other)

_____ Strong topic sentences

_____ Strong concluding sentences

_____ Arrangement of points is logical and interesting.

_____ Contains good unity (All sentences relate.)

_____ Has 5-8 sentences each

4th paragraph (Conclusion):

_____ Starts with a restated thesis

_____ Does not bring up new arguments.

_____ Wraps up the essay in an interesting or thought-provoking way.

_____ Has at least three sentences.

Writing Style:

_____ Uses good transitional words

_____ Uses vibrant words that show instead of tell

_____ Variety in sentence beginnings (don't all begin with the subject)

_____ Words flow well and are easy to read.

_____ Uses descriptive words

Editing

_____ Spelling is correct

_____ Capitalization is correct

_____ Punctuation is correct

_____ Grammar/usage is correct

_____ No fragments or run-on sentences

_____ Formal language used (no contractions)

_____ No 1st or 2nd person pronouns used

Format

_____ If written, written in blue or black ink

If typed, 12 point Times New Roman font

_____ Single-spaced written (double-spaced typed)

_____ Correct heading (including the title)

_____ Margins on both sides (typed – 1 inch)

_____ Written neatly

Grade: _____

Links & Additional Resources

Get Weekly Teaching Tips

Join over 30,000 teachers who receive practical advice & Biblical encouragement by email each Monday.

Sign Up

www.teach4theheart.com/join



Let me show you how!

Teach 4 the Heart Podcast

The Teach 4 the Heart podcast will give you the ideas & inspiration you need to overcome your teaching challenges & make a lasting difference in your students' hearts and lives.

Designed for Christian teachers in both public and private schools, we strive to discuss each topic from a Biblical perspective.

Get more info at

www.teach4theheart.com/podcast



Join our Facebook Discussion Group

Our Facebook group is a great place to ask questions, get advice, encourage each other, or simply connect with other Christian teachers.




Request to join at www.facebook.com/groups/ChristianTeachersTalk



More FREE & Premium Courses

Check out our collection of free & premium courses at <https://academy.teach4theheart.com/courses/>

Featured Courses

 <p>Classroom Management 101 Pratibhatia ends here. Linda Kardamis \$147</p>	 <p>Teach Uplifted Renew Your Joy & Passion for Teaching Linda Kardamis \$29</p>	 <p>Create Your DREAM Classroom BOOK CLUB Create Your DREAM Classroom Save Your Sanity. Escape the Rut. Sharpen Your Skills. Linda Kardamis FREE</p>
--	---	---

[View All Courses](#)

TEACH Uplifted



Has teaching left you stressed, frustrated, or even a bit discouraged?

Join Teach Uplifted, a 6-week program to renew your passion for teaching by finding joy and peace in Christ.

In Teach Uplifted, you'll discover how to...

- 1) Abide in Christ
- 2) Re-energize
- 3) Renew your mind
- 4) Choose to give grace
- 5) Trust God for it all
- 6) Guard what matters most

"This study offers everything you might expect and more if you attended a women's conference or retreat: music, devotions, Bible study, workbooks, fellowship, a great speaker/leader (Linda). The 6+ weeks worth of material will draw you closer to the Lord. Since taking Teach Uplifted, I'm much less stressed because I'm letting God work out the problems."

– Lisa C., teacher

Find out more at **teachuplifted.com**

